

STEEL FIREPLACE

CM 300



LACUNZA

Natural comfort

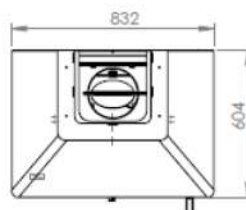
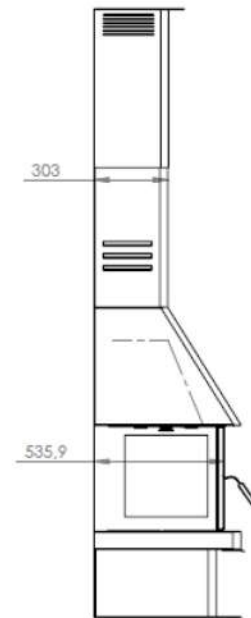
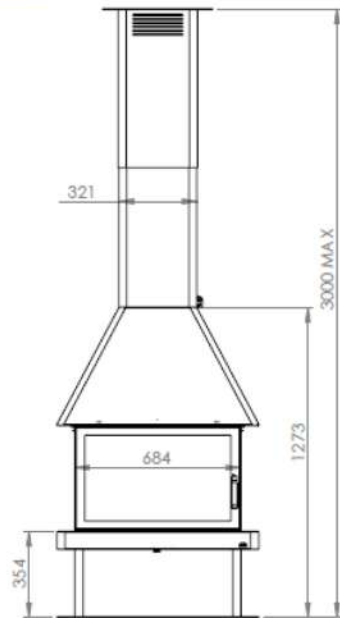


ecoDESIGN In process

Efficiency	CO Emissions	NOX Emissions	OGC Emissions	Particles
75 %	0,12 %	200 mg	120 mg	40 mg

Heat output range	Nominal HO	Flue socket	Weight	Firewood	Heating vol.	Heating area
7,5-13,5 kW	10,5 kW	Ø 200 mm	170 kg	60 cm	233 m ³	93 m ²

- Steel stove with double camera.
- Firebox with refractory bricks.
- Cast iron grate and ash pan.
- Double back with ventilation to the wall.
- Two controls for combustion.
- Extra Clean Glass system.
- Removable handle (cold hand).



External	832 x 2400/3000 x 604 mm
Firebox	660 x 390 x 410 mm

Width x Height x Depth



FLAMME ROUGE