

CAST IRON

Sara



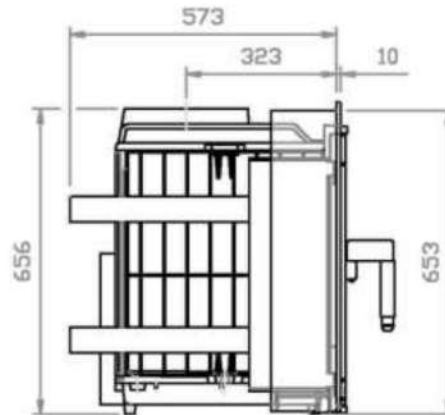
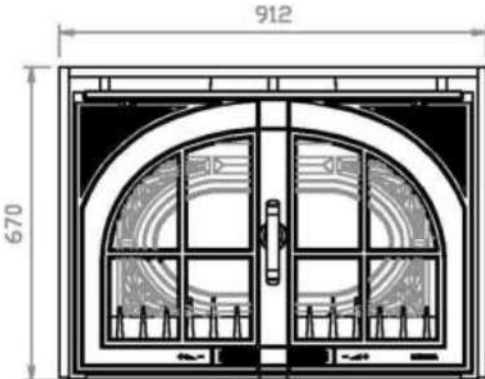
LACUNZA

Natural comfort

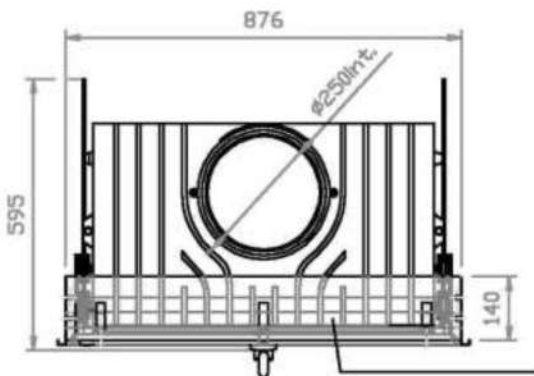


ecoDESIGN In process

Efficiency	CO Emissions	NOx Emissions	OGC Emissions	Particles	Max. H0	Water H0	Nominal H0	Flue socket	Weight	Firewood	Heating vol.	Heating area
75 %	0,12 %	200 mg	120 mg	40 mg	30 kW	19 kW	24 kW	Ø 200 mm	189 kg	65 cm	533 m ³	213 m ²



- Cast iron insert.
- Natural convection.
- Double door.
- Double Combustion system.
- Extra Clean Glass system.
- Stainless steel baffle.
- Retractable doors version (P/E).
- Option: Cooking grill.



FLAMME ROUGE